



**FIRST**  
**Impressions**  
Printmaking Conference

# Schedule

## Friday

**10:00 - 11:00am :** The Process of Screenprinting with Ann Aspinwall

**1:00 - 2:00pm :** Screenprinting Business Environment with Two Rivers Clothing Co.

**4:00 - 5:00pm :** Q&A with Chadwick Tolley

## Saturday

**10:00 - 11:00am :** Linocuts - Process and Design with Masha Tiplady

**1:00 - 2:00pm :** Q&A with Latoya Hobbs

**4:00 - 5:00pm :** Juggling Life and Art with Karin Rytter

## Sunday

**10:00 - 11:00am :** Letterpress Business Environment with Laughing Owl Press

**1:00 - 3:00pm :** Pressing on : The Letterpress Film and Q&A with Erin Beckloff

**4:00 - 5:00pm :** History of Printmaking - The Letterpress with Jenifer Roberts

## All-day Workshops!

**Friday -** Make your own Screenprint T-shirt!

**Saturday -** Design your own Linocut Stamp!

**Sunday -** Create your own Letterpress Design!

# Friday



**10:00 - 11:00am**

**Hall C**

The Process of Screenprinting with Ann Aspinwall

Ann Aspinwall, an artist who focuses on Screenprinting will talk about her process of screenprinting, and her thought process throughout.

**1:00 - 2:00pm**

**Hall B**

Screenprinting Business Environment with Two Rivers Clothing Company

Two Rivers Clothing Company is a store whose primary product is screenprinted shirts! The owners will talk about what it is like to have a business with a focus on screenprinting. They will also have a pop-up shop on floor!



**4:00 - 5:00pm**

**Hall C**

Q&A with Chadwick Tolley

Chadwick Tolley is a Screenprinter based in Augusta, Georgia and has a very unique collection of works. Here, you'll be able to ask questions about his process, or materials.

## All-day Workshops!

All workshop stations are located in Hall A, from open, 10:00am, til close, 5:00pm.

In this workshop, you'll be able to do the Screenprinting process yourself! You will get to create a screenprinted t-shirt, and keep it as a souvenir from this conference!

You'll be able to choose your shirt color, ink color, and design, and you'll be able to screenprint the design onto the shirt yourself (with the help from our lovely staff).




# Screenprinting

Screenprinting, also known as silkscreening is a printing technique where mesh is used to transfer ink (or dye) onto a substrate except in areas being blocked by a stencil.

Screenprinting is common when it comes to making t-shirts, but is also a popular art form. Many artists use screenprinting as their main art form, such as Ann Aspinwall, and Chadwick Tolley, who will talk about their process, and help you learn more about their medium.



Caligo IV  
Ann Aspinwall  
2024



Brume  
Ann Aspinwall  
2019



Lover Boy  
Chadwick Tolley  
2021



Don't Tread on Me  
Chadwick Tolley  
2020

## History

Screenprinting's history dates back to China's Song Dynasty, where silk screens were used to transfer designs onto fabric. The technique spread through Asia and Europe, evolving with improved materials and stencil methods. By the early 20th century, photo-sensitive emulsions helped turn screenprinting into a reliable and widely used printing process.

Screenprinting's cultural moment arrived in the mid-1900s, when artists like Andy Warhol embraced its bold, graphic look. It quickly became widely used for posters, advertisements, and political movements because it was affordable and easy to reproduce.

# Saturday

**10:00 - 11:00am**

**Hall C**

Linocuts - Process and Design with Masha Tiplady

Masha Tiplady is a linocut artist, but also a wood engraver, two artforms which have very similar motions. Masha is going to talk about her process and how she designs her linocut prints, to help inspire your own prints!



**1:00 - 2:00pm**

**Hall C**

Q&A with LaToya Hobbs

LaToya Hobbes is an artist who does both painting, and printmaking. She has several awards for her works including the Sustainable Arts Foundation Award, as well as the winner of Janet & Walter Sondheim Artscape Prize. Here you will be able to ask LaToya questions about her work, process, or her journey of how she got to where she is today.



**4:00 - 5:00pm**

**Hall C**

Juggling Life and Art with Karin Rytter

Karin Rytter originally planned to stay in the "artist academia" world, but having triplets soon shut that down. Now, Karin still makes time for her passion while also being a mother to triplets. Karin is going to talk about how you can keep your passions while also having real life responsibilities.



## All-day Workshops!

All workshop stations are located in Hall A, from open, 10:00am, til close, 5:00pm.

In this workshop, you'll be able to do make your own Linocut stamp! During this workshop, you will make the stamp, and stamp it on a sheet of paper, and better yet, you get to keep it as a souvenir from this conference!

You get to make your own design of your choosing, carve it into a lenolium block, and you can choose an ink color of your choice for your stamp!



# Linocuts

Linocut is a relief style printing, meaning you carve out the part of your design you wish to be the color of your paper. These carvings are usually done in linoleum sheets, and inked with a brayer, and then pressed onto paper or fabric to create a design.

Many designs are made from multiple different linoleum blocks, or even from the same block that has been carved into over and over again! This is how you can get a multi-color design.




Ermine Season  
Karin Rytter  
2025



March  
Masha Tiplady  
2025



Unbothered  
LaToya Hobbs  
2023



Kelli R  
LaToya Hobbs  
2012

## History

Linocut printing is a relief printmaking technique that emerged in the early 20th century as a modern alternative to traditional woodcut. Instead of carving into wood, artists cut designs into sheets of linoleum, a softer and more uniform material that allows for smoother lines and faster working.

It was quickly embraced by avant-garde artists, including members of the German Expressionist movement and teachers at the Bauhaus, who valued its bold graphic quality and accessibility. Linocuts later became popular in education and political art because it is inexpensive, direct, and well suited to strong visual statements.

# Sunday

**10:00 - 11:00am**

**Hall B**

Letterpress Business Environment with Laughing Owl Press

Laughing Owl Press is a print shop that offers letterpress printing! They will explain the business behind the letterpress, and also how they can stay successful. There will also be a pop-up shop on the floor for you to purchase some of their works.



**1:00 - 3:00pm**

**Hall C**

Pressing On : The Letterpress Film and Q&A with Erin Beckloff

Pressing On is a film directed by Erin Beckloff, and is about the Letterpress. Here you will be able to watch the film, and after, ask Erin questions you may have about the film, her process directing it, or even her inspirations behind it!



**4:00 - 5:00pm**

**Hall C**

History of Printmaking - The Letterpress with Jenifer Roberts

Jenifer Roberts is an Art History Professor at Harvard University. She will talk about the Letterpress, and how it began, and evolved into where it is today.


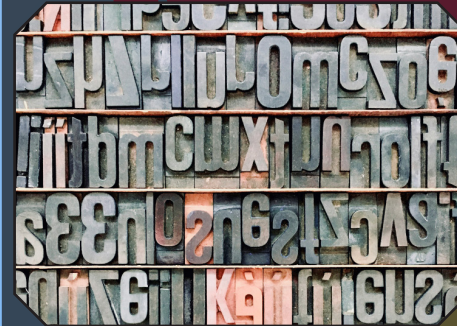


## All-day Workshops!

All workshop stations are located in Hall A, from open, 10:00am, til close, 5:00pm.

In this workshop, you'll be able to do make your own Letterpress design! You will also be able to press it, and keep your design as a souvenir from this conference!

With the help from our staff, you will be able to pick the font, phrase, and color of ink for your design!




# Letterpress

Screenprinting, also known as silkscreening is a printing technique where mesh is used to transfer ink (or dye) onto a substrate except in areas being blocked by a stencil.

Screenprinting is common when it comes to making t-shirts, but is also a popular art form. Many artists use screenprinting as their main art form, such as Ann Aspinwall, and Chadwick Tolley, who will talk about their process, and help you learn more about their medium.



Yosemite Wedding Invitation  
Laughing Owl Press



Pressing On Film Poster  
Erin Beckloff  
2017

## History

Letterpress printing traces its roots to the mid-15th century, when Johannes Gutenberg developed movable metal type in Europe, revolutionizing the production of book. By arranging individual letters into words and pressing them onto paper, printers could reproduce texts far more efficiently than hand copying. Letterpress quickly became the main method of printing across Europe, fueling literacy, religious reform, scientific exchange, and the rise of newspapers.

In the 19th and early 20th centuries, industrial advances introduced steam-powered and later motorized presses, allowing for mass communication on an unprecedented scale. Although letterpress was largely replaced by offset and digital printing in the mid-20th c., it never disappeared entirely. In recent decades, artists and designers have revived letterpress for its tactile quality, visible impression, and connection to craftsmanship, valuing it as both a historical practice and a contemporary art form.